



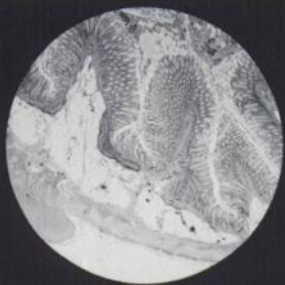
# Cancer Research

VOLUME 41 • NO. 8 CNREA 8 • PP 2991-3273

August 1981



# NIKON VISIONS



## NIKON OPTIPHOT. THE EASY-TO-USE PHOTOMICROSCOPE WITH TOTAL RESEARCH CAPABILITIES.

Colon specimen photographed with Nikon CF 2x plan apochromat, CF 5x photo eyepiece.

### INSTRUMENTATION

Nikon Optiphot microscope equipped with HFX Microflex photomicrography system.

### SIGNIFICANCE

Through design innovations Nikon has produced a complete microscope and camera system capable of delivering consistently accurate photomicrographs with maximum speed and convenience.


### SPECIFICS

The Nikon Optiphot combines exclusive CF optics for images with full edge-to-edge sharpness, remarkable contrast and superior resolution with a totally new mechanical design. The massive base and rigid stand eliminate any vibration, while a constant color temperature 50 watt halogen Koehler illumination system provides enough light for any requirement. Images snap into crisp, sure focus with the ultra-precise focusing mechanism.

The HFX Microflex camera system consistently captures the superb images delivered by the Optiphot. It features totally automatic, computer-controlled exposure selection, electronic shutter and motorized film advance. The system can be adapted for Polaroid® or large format photography.


Extend your vision with the Nikon Optiphot. Write: Nikon Visions, Nikon Inc. Instrument Division, 623 Stewart Avenue, Garden City, N.Y. 11530 (516) 222-0200.

**Nikon**  
Extending Man's Vision



# COVER LEGEND

---



*Cancer Research* this month pays tribute to the memory of Francis Carter Wood (1869–1951) and William H. Woglom (1879–1953) of the College of Physicians and Surgeons of Columbia University, New York, from which both graduated and where they remained on the faculty for their lifetimes, heading the Crocker Research Laboratory for Cancer Research.

Wood and Woglom were active and influential in the affairs of the American Association for Cancer Research. Wood was President in 1917–1918 and again in 1931–1932; Woglom was the Secretary-Treasurer

for 18 years, 1917–1935, and became President in 1936–1937. Both were prodigious writers and editors. Wood edited the *Journal of Cancer Research*, 1924–1930, and then renamed it the *American Journal of Cancer*, 1931–1940. Woglom served as editor of *Journal of Cancer Research*, 1918–1923, and of *Cancer Research*, the descendant of *American Journal of Cancer*, 1945–1946.

Particular attention is drawn to Woglom's scholarly reviews of cancer research. The first one, on transplantable tumors, was "The study of experimental tumors: a review" (*Studies in Cancer*, Vol. 1, 288 pp. New York: Crocker Research Fund, Columbia University, 1913). "Immunity to transplantable tumors" appeared in *Cancer Rev.*, 4: 129–214, 1929. "Experimental tar cancer; general review" was published in *Arch. Pathol.*, 2: 533–576, 709–752, 1926. These references retain historical and background importance, although the first two are not readily available.

The Crocker Fund was willed to Columbia University by George Crocker (1856–1909) following his death from cancer.

The unadorned Crocker Research Laboratory, at West 116th St. and Amsterdam Ave., New York, existed from 1912 to 1938, when it was moved uptown as the Institute of Cancer Research to the new structure housing the College of Physicians and Surgeons.

We are indebted to the Health Sciences Library and the Columbiana Collection of Columbia University for the photographs and information. Wood is pictured on the *right*, Woglom on the *left*.

M. B. S.



Please reply to:  
Box 371 Ashland, Mass. 01721

**SECOND ANNUAL REPORT**

**Report #10CDT-80**

RETRIEVAL INDEX AND ABSTRACTS OF U.S. PATENTS

**MEDICAL SCIENCE**  
**CANCER: DIAGNOSIS AND THERAPY**

(1980)

ISBN 0-914428-77-2

• **A SOURCE OF VALUABLE INFORMATION**

278 U.S. PATENTS COVERING THE DIAGNOSIS AND TREATMENT OF CANCER were issued in 1980. The majority of the patents deal with chemotherapeutic agents, particularly the preparation of alkylating agents, antimetabolites, alkaloids, antibiotics, enzymes, organoplatinum compounds, hormones and others of interest with many of the patents also demonstrating therapeutic procedures. The next largest number are devoted to diagnostic apparatus and systems. The remaining patents are concerned with radiotherapy, surgery, thermography and immunology. Complete coverage of all U.S. patents in the mechanical, chemical and electrical fields by LDI enables them to locate substantially all the important U.S. patents issued in the area of cancer research.

• **INFORMATION ORGANIZED FOR EASY RETRIEVAL**

THIS REPORT CONTAINS AN INDEXING SYSTEM that permits the user to retrieve U. S. patents in the field of oncology by:

- Chemical Composition of Therapeutic Agent
- Tumor Classification
- Type of Diagnostic/Treatment Apparatus
- Assignee or Inventor

In addition, the report contains the abstract (major claim) of each patent cited. The report is organized as follows:

- Section I — Listing of Retrieval Categories
- Section II — Patent Index by Retrieval Categories
- \*Section III — Patent Index by Assignee with Retrieval Categories
- Section IV — Chronological Listing of Patents with Retrieval Categories
- Section V — Abstracts (or Major Claim) or All Patents Cited in the Index

\*The Retrieval Categories are also included with the Assignee Index to provide a patent profile of each assignee.

• **WHY CHOOSE THE LEXINGTON DATA® U.S. PATENT INFORMATION SYSTEMS?**

BECAUSE THEY PROVIDE:

- ready access to U.S. patents in your area of interest.
- information on cancer diagnosis and treatment that is not readily accessible through the patent office classification system or through the through the “Official Gazette of the U.S. Patent Office”.
- information that could be obtained only by reviewing the patents themselves.
- the benefits of a patent search and abstracting service.

• **WHO NEEDS LEXINGTON DATA® PATENT INFORMATION?**

RESEARCH MANAGERS, COMMERCIAL DEVELOPMENT DIRECTORS, PATENT PERSONNEL — ANYONE INTERESTED IN PROGRESS IN CANCER RESEARCH will be provided with easy access to U.S. patents containing information that:

- solves research and technical problems.
- provides insight into the competitive technology of modern medical science.

**Price \$60.00**