

Correction: Chromosome Instability Modulated by BMI1-AURKA Signaling Drives Progression in Head and Neck Cancer



In this article (Cancer Res 2013;73:953–66), which appeared in the January 15, 2013, issue of *Cancer Research* (1), there are several errors in the figures. The loading control β -actin of several immunoblots looks very similar to the ones in other figures. These are Figs. 1B (right), 3I, 4C, 5D, Supplementary Figs. S2C, S3E, and S3F. These errors occurred during final figure preparation. In addition, Supplementary Figs. S4A and S6A indicate the same stable clones. The BMI1 and Aurora A blots in Supplementary Figs. S4A and S6A were performed as the same experiment. The authors did not provide a separate actin control for these two proteins in Supplementary Fig. S4A; therefore, the BMI1 and Aurora A blots in Supplementary Fig. S4A should be removed.

After identifying these errors, the authors immediately repeated the experiments three times to confirm the findings. The affected panels have been replaced with the results of one replicate. The authors confirm that the conclusions of this study are not affected by these corrections.

The corrected panels appear below, and the online version of the article has been corrected and no longer matches the print. In addition, the Supplementary Data has been replaced online. The authors regret these errors.

Reference

1. Chou C-H, Yang N-K, Liu T-Y, Tai S-K, Hsu DS-S, Chen Y-W, et al. Chromosome instability modulated by BMI1-AURKA signaling drives progression in head and neck cancer. *Cancer Res* 2013;73:953–66.

Published online June 1, 2017.

doi: 10.1158/0008-5472.CAN-17-1171

©2017 American Association for Cancer Research.

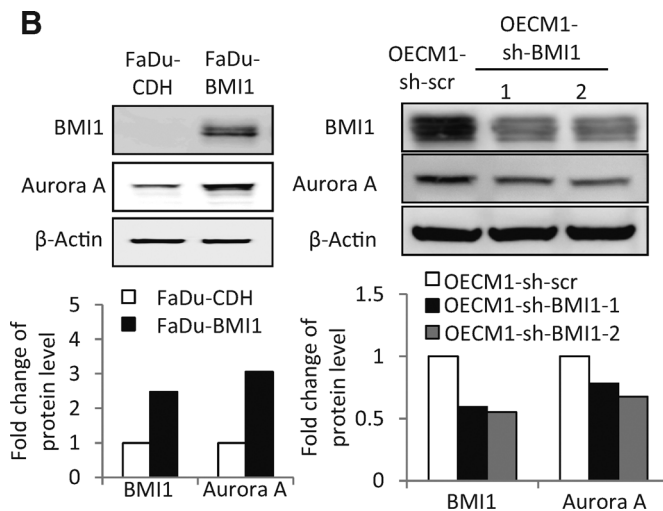


Figure 1.

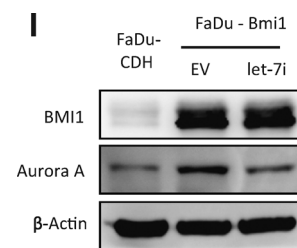


Figure 3.

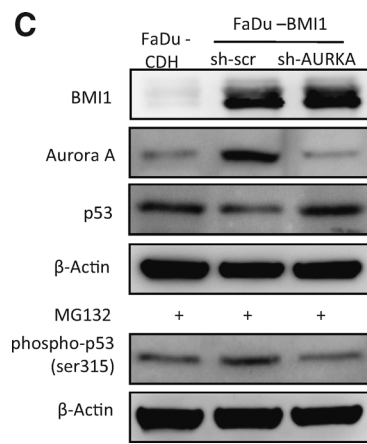


Figure 4.

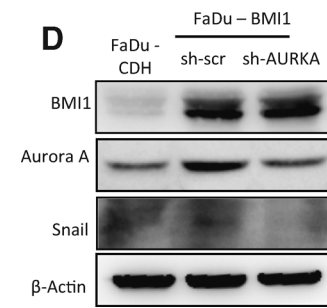


Figure 5.

Cancer Research

The Journal of Cancer Research (1916–1930) | The American Journal of Cancer (1931–1940)

Correction: Chromosome Instability Modulated by BMI1–AURKA Signaling Drives Progression in Head and Neck Cancer

Cancer Res 2017;77:3125-3126.

Updated version Access the most recent version of this article at:
<http://cancerres.aacrjournals.org/content/77/11/3125>

Cited articles This article cites 1 articles, 1 of which you can access for free at:
<http://cancerres.aacrjournals.org/content/77/11/3125.full#ref-list-1>

E-mail alerts [Sign up to receive free email-alerts](#) related to this article or journal.

Reprints and Subscriptions To order reprints of this article or to subscribe to the journal, contact the AACR Publications Department at pubs@aacr.org.

Permissions To request permission to re-use all or part of this article, use this link
<http://cancerres.aacrjournals.org/content/77/11/3125>.
Click on "Request Permissions" which will take you to the Copyright Clearance Center's (CCC) Rightslink site.